



ADVANCED
SHIPBUILDING

POWERBOAT CATALOG



Introduction:

This catalog is an indication of possible models of powerboats. There are hundreds of makes and sizes but only 2 very different types. Monohull and multihull yachts, both have been included in this catalog. This selection has been made to give you an idea of what exists and is possible. Once you have chosen a certain type of model and size we can also, on demand, look into other makes and their nearby sizes.

A small word about mono and multihull powerboats

Monohulls are the classic type of powerboat often referred to as deep V's, due to its shape. It has the advantage to be able to corner sharper than multihulls due to the V shape. The multihulls are a younger type. Twin hull shape gives more acceleration due to the tunnel effect, air trapped under tunnel lifts the boat which reduces drag. The twin hull also adds to stability.

Other catalogs:

Catalog of monohull sail yachts

Catalog of multihull sail yachts

Catalog of racing sail yachts

Catalog of motor yachts



Timmerman Yvon



Timmerman Rene

Luxury Powerboats

Performance 607



LOA: 6.80 m (22')

Max. persons on board: 7

Engines: Choice of :

Beam: 2.40 m (8')

Cabins : 1 cabin (2 persons)

Draft: 0.6 m (2')

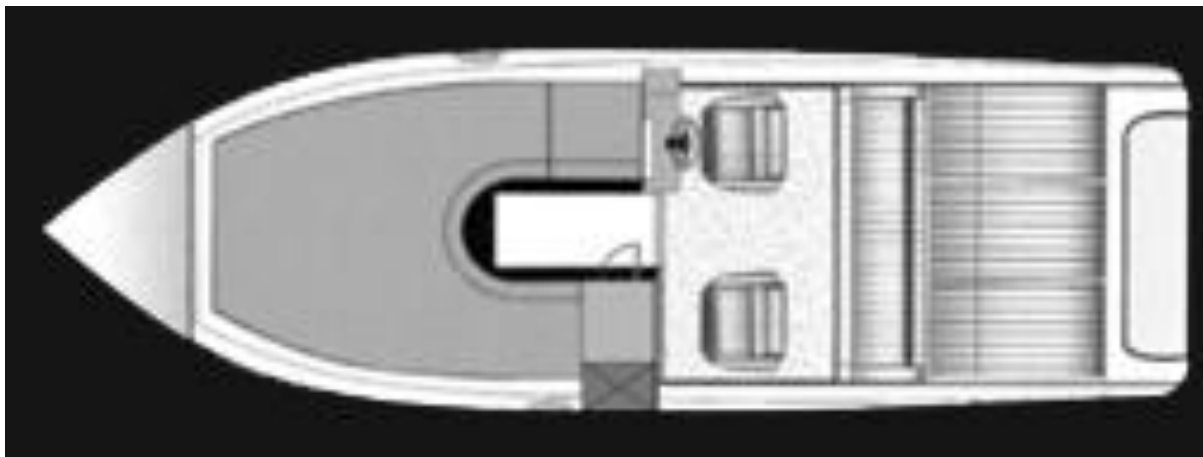
Weight: 1.600 kg

MerCruiser:

3.0 L	101 KW/135 HP	R4, Alpha I	x1
4.3 L MPI	161 KW/220 HP	V6, Alpha I	x1
5.0 L MPI	191 KW/260 HP	V8, Alpha I	x1
350 MAG MPI	224 KW/300 HP	V8, Bravo I	x1
377 MAG MPI	236 KW/320 HP	V8, Bravo I	x1
496 MAG HO	318 KW/425 HP	V8, Bravo I	x1
600 SCI COMP	419 KW/570 HP	V8, Bravo XR	x1

Volkswagen:

TDI 165 - 5	121 KW/165 HP	Turbod. Bravo I	x1
TDI 225 - 6	165 KW/225 HP	Turbod. Bravo I	x1
TDI 265 - 6	198 KW/270 HP	Turbod. Bravo I	x1



Performance 907



LOA: 9.00 m (30') Beam: 2.47 m (8' 10") Draft: 0.8 m (2' 08")
 Max. persons on board: 8 Cabins : 1 cabin (2 + 2 persons) Weight: 3.900 kg
 Engines: Choice of :

MerCruiser:

4.3 L	142 KW/190 HP	V6, Alpha I	x2
5.0 L MPI	191 KW/260 HP	V8, Bravo III	x2
350 MAG MPI	224 KW/300 HP	V8, Bravo III	x2
377 MAG MPI	236 KW/320 HP	V8, Bravo III	x2
496 MAG HO	318 KW/425 HP	V8, Bravo I	x2
496 MAG HO	318 KW/425 HP	V8, Bravo XR	x2
525 EFI	368 KW/500 HP	V8, Bravo XR	x2
600 SCI COMP	419 KW/570 HP	V8, Bravo XR	x2
QSD 4.2 ES 270	202 KW/270 HP	Turbod. Bravo III	x2
QSD 4.2 ES 320	239 KW/320 HP	Turbod. Bravo III	x2
QSD 4.2 ES 350	262 KW/350 HP	Turbod. Bravo XR	x2

Volvo Penta:

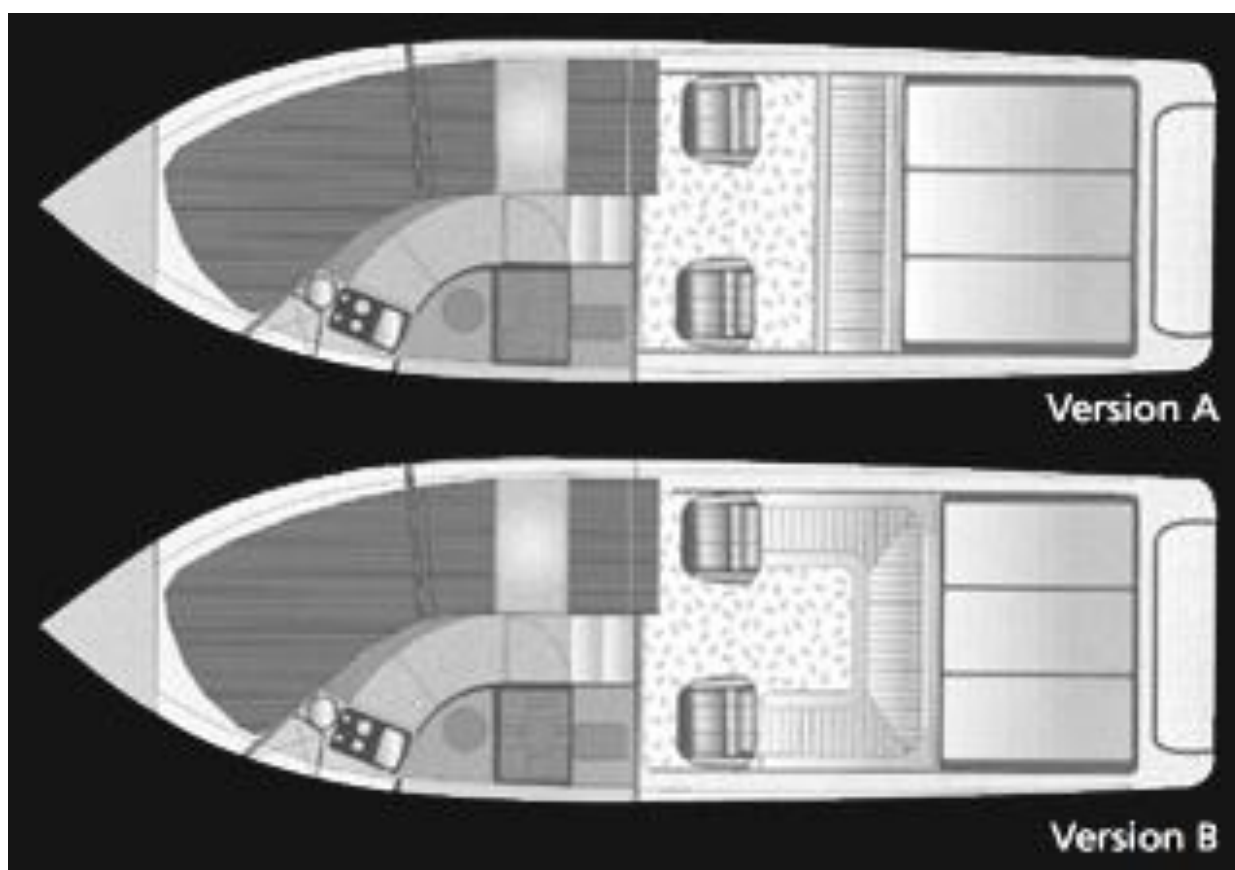
5.7 GXI DP	236 KW/320 HP	V8 GXI, Duoprop	x2
8.1 GI DP	275 KW/375 HP	V8 GI, Duoprop	x2
D6-370 EVC DPR	272 KW/370 HP	Turbod. Duoprop	x2

VolksWagen:

TDI 225 - 6	165 KW/225 HP	Turbod. Bravo III	x2
TDI 265 - 6	198 KW/270 HP	Turbod. Bravo III	x2

Yanmar :

4LHA-STZP	176 KW/240 HP	Turbod. Bravo III	x2
-----------	---------------	-------------------	----





Performance 1407



LOA: 14.00 m (46') Beam: 3.70 m (12' 02") Draft: 1.0 m (3' 04")
 Max. persons on board: 12 Cabins : 2 cabins (4 + 2 persons) Weight: 9.700 kg
 Engines: Choice of :

MerCruiser :

496 MAG	281 KW/375 HP	V8, Bravo III	x2
496 MAG HO	318 KW/425 HP	V8, Bravo One	x3
525 EFI	368 KW/500 HP	V8, Bravo XR	x3
600 SCI COMP	419 KW/570 HP	V8, Bravo XR	x3
EU 662 SCI COMP	465 KW/632 HP	V8, NXT1 Drive	x3
QSD 4.2 ES 350	262 KW/350 HP	Turbod. Bravo XR	x2
QSD 4.2 ES 350	262 KW/350 HP	Turbod. Bravo XR	x3

Volvo Penta :

8.1 GI DP	275 KW/375 HP	V8 GI, Duoprop	x3
8.1 GXI DP	308 KW/420 HP	V8 GXI, Duoprop	x3
D6-370 EVC DPR	272 KW/370 HP	Turbod., Duoprop	x3

Yanmar :

6LPA-STZP	232 KW/315 HP	Turbod. Bravo III	x2
6LPA-STZP	232 KW/315 HP	Turbod. Bravo III	x3

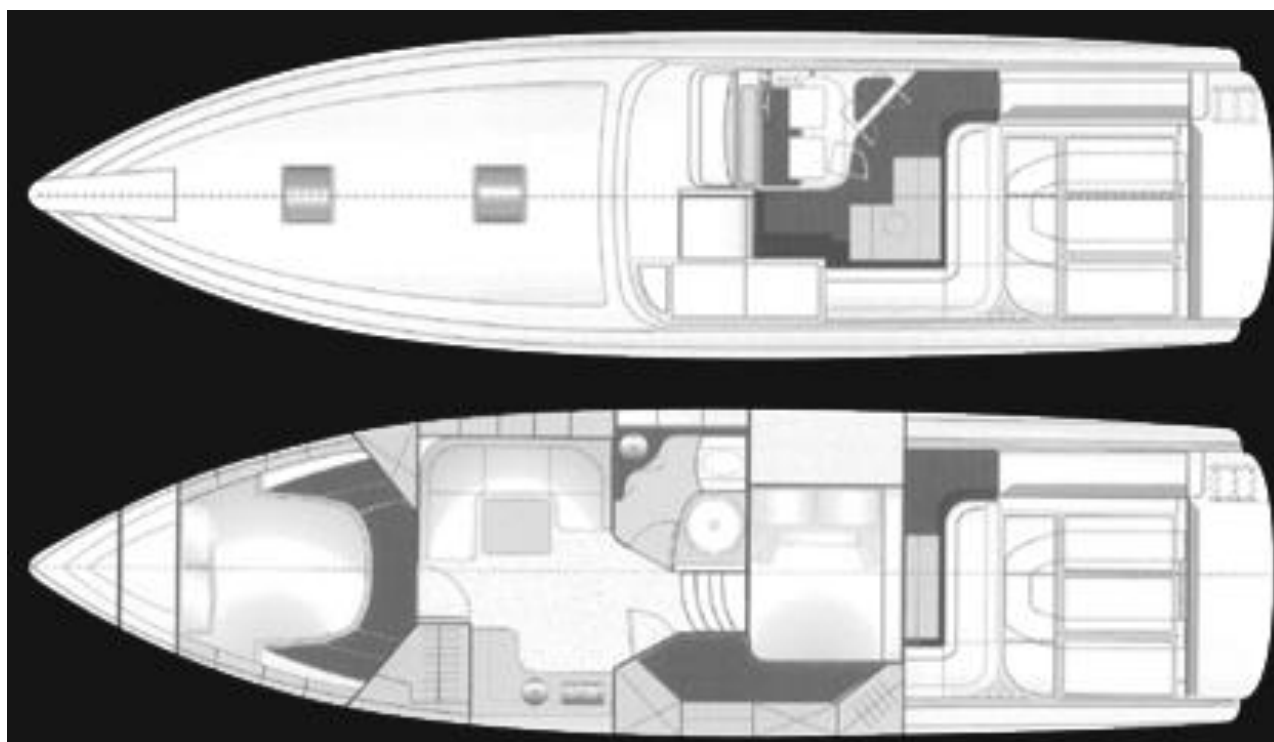
MOTORISATION WITH ZF-DRIVES

Yanmar

6LY2STP	323 KW/440 HP	ZF Drives M2 - 2 Sp.	x2
6LY3ETP	353 KW/480 HP	ZF Drives M2 - 2 Sp.	x2

Seatek

660 PLUS	485 KW/660 HP	ZF Drives MINIREX 3	x2
725 PLUS	533 KW/725 HP	ZF Drives MINIREX 3	x2
820 PLUS	603 KW/820 HP	ZF Drives MINIREX 4	x2
950 PLUS	699 KW/950 HP	ZF Drives MINIREX 4	x2







Aquariva 33



LOA: 10.07 m (33') Beam: 2.80 m (9' 02") Draft: 0.96 m (3' 02")
Max. persons on board: 8 Cabins : N.A. Weight: 6.700 kg (14748 lbs)
Engines: 2x Yanmar 380 Hp 279 kW



Aquariva Gucci 33

Model A:



LOA: 10.07 m (33') Beam: 2.80 m (9' 02") Draft: 0.96 m (3' 02")
Max. persons on board: 8 Cabins : N.A. Weight: 6.700 kg (14748 lbs)
Engines: 2x Yanmar 380 Hp 279 kW



Model A:



Model B:



Race class Powerboats

Nordic Blaze 21



LOA: 6.50 m (21')

Beam: 2.40 m

Max. persons on board: 5

Cabins : NA

Weight: 1.450 kg

Engines: Mercruiser Choice of :

496 HO

425 HP 313 kW

500 EFI

500 HP 345 kW

500 EFI / Vortec

700 HP

>170 km/h

525 EFI

525 HP 368 kW

1075 SCi

1075 HP

>210 km/h

Example 500EFI:



Nordic Heat 28



LOA: 8.60 m (28')

Beam: 2.55 m

Max. persons on board: 8

Cabins : NA

Weight: 2.090 kg

Engines: Choice of 1x :

Mercuriser:

6.2 MPI	320 HP 235 kW
377 MPI	360 HP 265 kW
496 MPI	375 HP 275 kW
496 HO	425 HP 313 kW
525 EFI	525 HP 368 kW
600 SCi	600 HP

Dodge viper:

Ilmor Viper MV-10 550	550 HP 404 kW
Ilmor Viper MV-10 625	625 HP 460 kW





Nordic Hurricane 34



LOA: 10.36 m (34')

Beam: 2.85 m

Max. persons on board: 5

Cabins : 1 cabin (2 persons)

Weight: 3.850 kg

Engines: Choice of 2x :

MerCruiser:

525 EFI

525 HP 368 kW

600 SCi

600 HP

700 SCi

700 HP

850 SCi

850 HP

1075 SCi

1075 HP

More engines available on request



Nordic Flame 35



LOA: 10.60 m (35')

Beam: 2.55 m

Max. persons on board: 10

Cabins : 1 cabin (2 persons)

Weight: 3.380 kg

Engines: Choice of 2x :

MerCruiser:

496 MPI

375 HP 275 kW

496 MAG HO

425 HP 313 kW

525 EFI

525 HP 368 kW

600 SCi

600 HP

Dodge viper:

Ilmor Viper MV-10 550

550 HP 404 kW

Ilmor Viper MV-10 625

625 HP 460 kW

Example Viper V10:







Skater 28



LOA: 8.53 m (28') Beam: 2.54 m (8' 4")
Max. persons on board: 5 Cabins : N.A. Weight: 953 kg
Engines: Twin V6 outboard Max. speed: 112 to 115 MPH (2 x Mercury 300 Optimax)



Super class Powerboats

Nordic Enforcer 43



LOA: 13.10 m (43')

Max. persons on board: 5

Engines: Choice of 2x :

MerCruiser:

525 EFI

600 SCi

700 SCi

850 SCi

1075 SCi

Beam: 3.35 m

Cabins : 1 cabin (2 persons)

Weight: 4.800 kg

525 HP 368 kW

600 HP

700 HP

850 HP

1075 HP

More engines available on request



Nordic Cyclone 47



LOA: 14.27 m (46.83')

Cabins : 1 cabin (2 persons)

Engines: Choice of 2x :

MerCruiser:

525 EFI

525 HP 368 kW

600 SCi

600 HP

700 SCi

700 HP

850 SCi

850 HP

1075 SCi

1075 HP

More engines available on request



Skater 32

SKATER 32

RACE/

PLEASURE/

RACE PLEASURE



LOA: 9.75 m (32')

Beam: 2.84 m (9' 4")

Max. persons on board: 4 / 5 Cabins : N.A.

Weight: 1.315 kg

Engines: Choice of :

2 x Mercury 300 Optimax outboard

2 x Mercury 300 Optimax outboard

2 x 850 HP Engines w/ Dry sump

2 x 1075 HP Engines w/ Dry sump

Max. speed: 112 to 115 MPH

Max. speed: 116 to 120 MPH

Max. speed: 140 MPH+

Max. speed: 160 MPH+



Skater 36



LOA: 10.97 m (36')

Beam: 3.05 m (10')

Max. persons on board: 5

Cabins : 1 cabin (2 persons)

Weight: 1.500 kg

Engines: Choice of :

2 x 850 HP Engines w/ Dry sump

Max. speed: 120 - 125 MPH

2 x 1075 HP Engines w/ Dry sump

Max. speed: 144 MPH+

2 x 1100 HP Engines w/ Dry sump

Max. speed: 154 MPH+

2 x 1300 HP Engines w/ Dry sump

Max. speed: 170 MPH+



Skater 399



LOA: 11.89 m (39') Beam: 2.705 m (9')
Max. persons on board: 6 Cabins : 1 cabin (2 persons)

Engines: Choice of :

- 2 x 850 HP Engines w/ Dry sump
- 2 x 1075 HP Engines w/ Dry sump
- 2 x 1100 HP Engines w/ Dry sump
- 2 x 1300 HP Engines w/ Dry sump



Skater 40



LOA: 12.19 m (40')

Beam: 3.50 m (11' 6")

Max. persons on board: 5

Cabins : 1 cabin (2 persons)

Weight: 2.155 kg

Engines: Choice of :

2 x 1075 HP Engines w/ Dry sump

2 x 1100 HP Engines w/ Dry sump

2 x 1300 HP Engines w/ Dry sump

Other engines on demand

Max. speed: 150 MPH+

Max. speed: 150 MPH+

Max. speed: 160 - 170 MPH



Skater 46



LOA: 13.89 m (45' 7")

Beam: 3.66 m (12')

Max. persons on board: 5

Cabins : 1 cabin (2 persons)

Weight: 2.270 kg

Engines: Choice of :

2 x 1075 HP Engines w/ Dry sump

Max. speed: 145 MPH+

2 x 1100 HP Engines w/ Dry sump

Max. speed: 145 MPH+

2 x 1450 HP Engines w/ Dry sump

Max. speed: 170 MPH+



Tabel of content

Luxury Powerboats.....	3
Performance 607.....	4
Performance 907.....	6
Performance 1407.....	9
Aquariva 33.....	13
Aquariva Gucci 33.....	14
Race class Powerboats.....	16
Nordic Blaze 21.....	17
Nordic Heat 28.....	18
Nordic Hurricane 34.....	20
Nordic Flame 35.....	21
Skater 28.....	24
Super class Powerboats.....	25
Nordic Enforcer 43.....	26
Nordic Cyclone 47.....	27
Skater 32.....	28
Skater 36.....	29
Skater 399.....	30
Skater 40.....	31
Skater 46.....	32

